Instructions

Preparing the Game:

Print and cut out the cards you wish to use. There is a color version and a black and white version both included. If you use the black and white version, everyone might have fun coloring the cards before you play the game. There are 20 sets of cards and 6 wild cards that each feature a picture of an ornament. The cards will last longer if they are printed on cardstock and laminated, but they can be used just as easily if they are printed on copy paper and laminated or just printed on paper. Cut the cards apart on the lines. You can use all 20 sets of cards to play or choose to use fewer sets if you want a shorter game.

Playing the Game:

Shuffle or mix the cards together well that are being used. Put the cards in a pile in the center of the table. Each player, starting with the youngest and moving clockwise, draws a card from the pile until each player has four cards. This is the starting hand for each player. The object of the game is to get as many sets of cards as possible. Each set has six cards that show images related to a particular country. After the players have drawn their cards, they organize them in their hand without showing them to anyone. For example, if a player has the following cards: “Argentina-Asado,” “Argentina-Globo,” “Finland-Sauna,” and “Ghana-Cocoa Harvest,” they should put the two Argentina cards side by side in their hand to see what they still need to make a set of Argentina cards.

The first player draws two cards from the pile of cards in the center of the table. They decide if these cards will help them make a set of cards. The player takes one card from their hand (either one they already had or one of the cards they have just drawn) and mixes it back into the pile of cards on the table. Whenever a player has a full set of six cards, they should play the set instead of discarding one. Play continues until all the cards have been drawn. After the final card is drawn, anyone holding a complete set that has not been played (such as one that can be made complete with a wild card), should play the set. The player with the most complete sets at the end of the game wins.

Using the Wild Card:

Each wild card can replace one, and only one, of the cards in a set. For example, if someone has five Argentina cards and draws a wild card, they can use this to replace the one card in the set they are missing. A player can use as many wild cards as they like, but they can only use one wild card per set.

SAMPLE



Asado

Argentina



Ceibo

Argentina



Globo

Argentina

Pesebre

Argentina

Pionono

Argentina

Torre de Panqueques

Argentina

Licitar

Croatia



Pig on a Spit

Croatia

Zvjezdari

Croatia

SAMPLE



Sarma

Croatia



Bakalar

Croatia

Makovnjača

Croatia

Sauna

Finland

Declaration of Christmas Peace

Finland



Himmeli

Finland



Lanttulaatikko

Finland



Joulutorttu

Finland

Karelian Pasty

Finland

SAMPLE

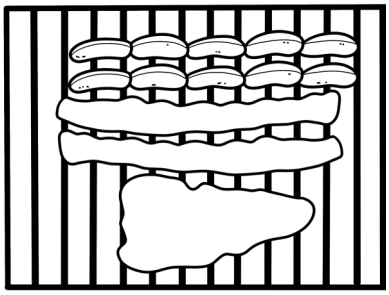

Asado

Argentina

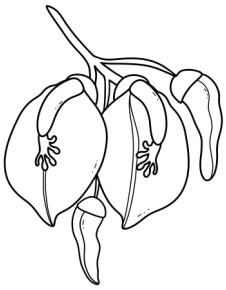

Ceibo

Argentina

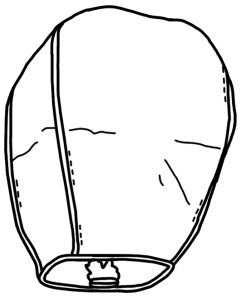

Globo

Argentina

Pesebre

Argentina



Pionono

Argentina

Torre de Panqueques

Argentina



Licitar

Croatia

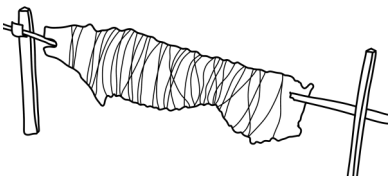

Pig on a Spit

Croatia

Zvjezdari

Croatia

SAMPLE

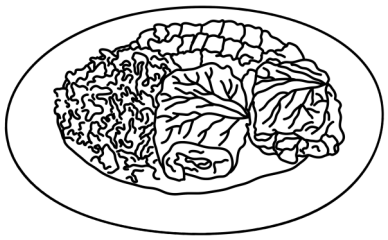

Sarma

Croatia



Bakalar

Croatia



Makovnjača

Croatia



Sauna

Finland

Declaration of Christmas Peace

Finland



Himmeli

Finland



Lanttulaatikko

Finland



Joulutorttu

Finland



Karelian Pasty

Finland

SAMPLE